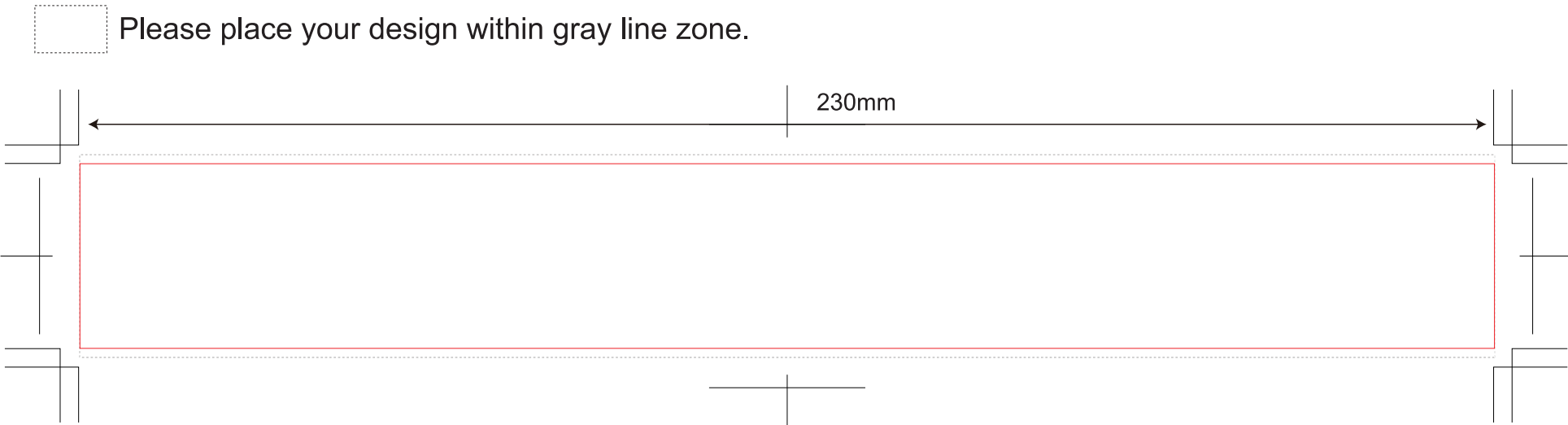


Masking Tape Template [30mm width]



※ Red line is the Bleed marker/Cutting line, your design need to be placed within the gray line zone, important information need to be kept within the red line zone and keep at least 1.5mm distance from the edge of red line, otherwise it might be cropped.

Label seal Template



※ White based paper.

Color printing available

Please place your design within gray line area.

Top seal (Φ40mm)

Bottom seal (Φ40mm)



Bottom seal
with
Producer info
(Φ40mm)



※ Please do not change
any content within the info.

If you agree to put our producer info on the bottom seal,
we will offer you a discount for USD 0.05/pcs.

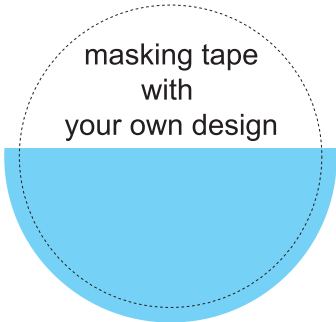


※ Red line is the Bleed marker/Cutting line, your design need to be placed within the gray line zone, important information need to be kept within the red line zone and keep at least 1.5mm distance from the edge of red line, otherwise it might be cropped.

Design Sample

Top seal (Φ40mm)

Bottom seal (Φ40mm)



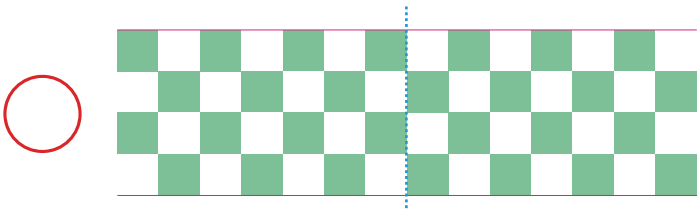
Notification

- ① Please make sure your text content is outlined.
- ② Please hide objects that is out of printing area with the mask function.
- ③ Please save your file into *.Ai foramt, and keep the file version lower than CC.

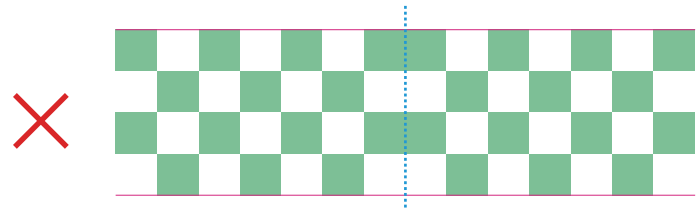
Design Pattern need to be seamless

Due to the tape is printing seamlessly with a 25mm section, please make sure your design can connect seamlessly on the left & right ends.

Connecting Area



Connecting Area



Customer Information *Must filled*

- Company/ Customer Name
- Product Name
- Order Quantity
- Peel out Direction ☐ Right ☐ Left ☐ Up ☐ Down